

# REPLACEMENT PARTS GUIDE

## Z655 EZTRAK™ MOWER

**ENGINE**

**SPARK PLUG**  
[MIU11020](#) (S/N -150000)  
[M805853](#) (S/N 150001-)  
 Change every 100 Hours or Annually.

**OIL FILTER**  
[AM125424](#)  
 Change every 50 hours or Annually.

**ENGINE OIL**  
[TY22029](#) (2.1 L (2.2 qt)) (WITH FILTER)  
 Change every 50 hours or Annually .

**PRIMARY AIR FILTER ELEMENT**  
[UC10250](#) (S/N -150000)  
[MIU12554](#) (S/N 150001-)

**SECONDARY AIR FILTER ELEMENT**  
[MIU13120](#) (S/N -150000)  
[MIU12555](#) (S/N 150001-)  
 Change every 100 Hours or Annually.

**JOHN DEERE MULTI - PURPOSE HD LITHIUM COMPLEX GREASE**  
[TY24416](#)  
**GREASE GUN**  
[TY26183](#)

**FUEL FILTER-IN-LINE**  
[AM116304](#) (S/N -150000)  
[UC21217](#) (S/N 150001-)  
 Change every 100 Hours or Annually.

**HOME MAINTENANCE KIT**  
[LG269](#) (S/N -140000)  
[LG265](#) (S/N 140001 - 150000)  
[LG265](#) (S/N 150001-) (NOT FOR EUROPE)  
[AUC17070](#) (FOR EUROPE)



**ELECTRICAL**

**IGNITION KEY**  
[AUC12681](#)

**IGNITION SWITCH**  
[TCA22740](#)

**PUSH PULL THROTTLE CABLE**  
[AM141339](#) (S/N -150000)  
[AM144595](#) (S/N 150001 -)

**HEADLIGHT BULB**  
[AM120652](#) (RH)  
[AM120653](#) (LH)

**WET CHARGED BATTERY**  
[TY25221B](#) (12 V) (FOR CANADA AND USA)  
[MCYP340PF](#) (NOT FOR CANADA AND USA)

**FUEL & AIR**

**FUEL TANK FILLER CAP**  
[AM141161](#)



**HYDRAULIC**


**HYDRAULIC OIL FILTER**  
[AM141585](#)


**TRACTION DRIVE BELT**  
[M160956](#) (S/N -130000) (LGTH = 1503.0 mm, WIDTH =12.7 mm, TK = 7.874 mm)  
[M169705](#) (S/N 130001 -) (LGTH = 2807 mm, WIDTH = 12.446 mm, TK = 12.45 mm)


# REPLACEMENT PARTS GUIDE


## Z655 EZTRAK™ MOWER 54 inch High Capacity Mower Deck (second page)



 **MOWER BLADE**  
[TCU30316](#) (54 INCH)  
(CUT LENGTH = 114.1 mm)  
 [M164016](#) (54 INCH HIGH CAPACITY)  
(CUT LENGTH = 111 mm)

 **FLAT MOWER BELT**  
[TCU19609](#) (LGTH = 3819 mm,  
WIDTH = 16 mm, TK = 14.7 mm)

 **MOWER DECK LEVELING GAUGE**  
[AM130907](#)



 **GAGE WHEEL**  
[UC28193](#)

 **MULCH KIT**  
[BM23977](#) (MULCH KIT)  
[BM26300](#) (MULCH KIT) (S/N 170001- )  
 [M135334](#) (MULCH BLADE)  
(CUT LENGTH = 178 mm)