

REPLACEMENT PARTS GUIDE

X710 Signature Series Tractor


ELECTRICALS


 **IGNITION SWITCH**
[AM133596](#)

 **PLUNGER SWITCH**
[AM143287](#)

 **PTO SWITCH**
[AM143402](#)

 **KEY**
[GY20680](#)

 **HEADLIGHT**
[AM118013](#) (37.5 W)

 **BATTERY**
[TY25221B](#) (12 V) (FOR CANADA AND USA)
[MCYP340PF](#) (12 V) (NOT FOR CANADA AND USA)

FUEL AND AIR


 **MUFFLER**
[AM146429](#)

 **FILLER CAP**
[AM141406](#)

TRANSMISSION

 **TRANSMISSION OIL FILTER**
[UC24341](#)

Change Every 200 Hrs.

 **TRANSMISSION OIL**
[TY22035](#) (TWO-WHEEL STEER
TRANSAXLE (WITH FILTER)
6.6 L (7.0 qt)) (FOUR-WHEEL
STEER TRANSAXLE (WITH
FILTER) 5.6 L (6.0 qt))


Change Every 200 Hrs.



ENGINE

 **OIL FILTER**
[AM107423](#)


Change Every 8/100/ Hrs.


 **ENGINE OIL**
[TY26674](#) (PLUS-50™ II 10W-40
(1.8 L (1.9 qt)))


Change Every 8/100/ Hrs.


 **SPARK PLUG**
[M138938](#)

Change Every 200 hrs.


 **AIR FILTER**
[M148207](#) (FOAM)
Change Every 200 hrs.
[M152049](#) (PAPER)
Change Every 200 hrs.

 **FUEL FILTER**
[AM136739](#)
Change Every 200 hrs.

 **JOHN DEERE MULTI-PURPOSE HD
LITHIUM COMPLEX GREASE**
[TY24416](#)

 **GREASE GUN**
[TY26518](#)
Change As Required.

 **HOME MAINTENANCE KIT**
[LG245](#)


 **DRIVE BELT**
[M97340](#) (LGTH = 1136 mm, WIDTH = 11 mm)

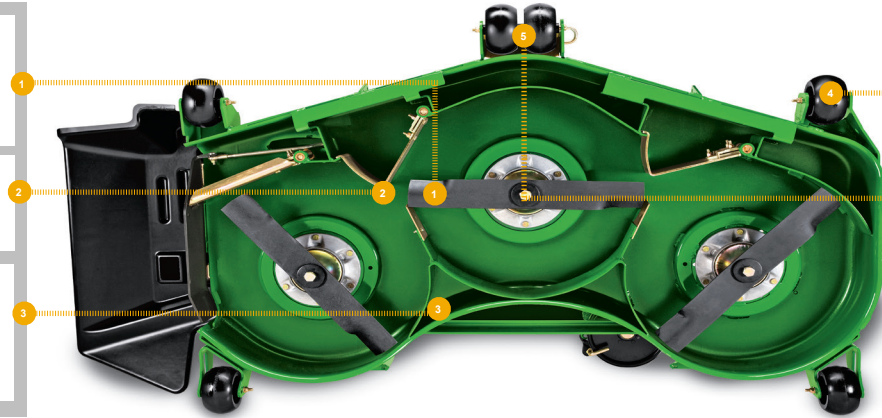
REPLACEMENT PARTS GUIDE

X710 With 48 Accel Deep Inch Deck


 **MOWER BLADES**
[UC22009](#) (STANDARD)
[M127673](#) (MULCHING)

 **MULCH BLADE KIT**
[BUC10705](#)

 **FLAT MOWER BELT**
[M172662](#) (LGTH = 2715 mm, TK = 13.5 mm,
WIDTH = 16.67 mm)






 **GAGE WHEEL**
[AM125172](#)

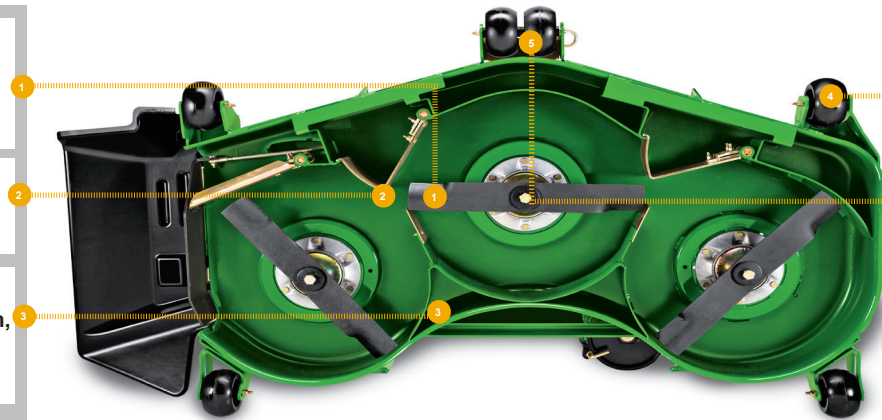
 **ROLLER**
[M113955](#)




 **MOWER DECK LEVELLING GUAGE**
[AM130907](#)

REPLACEMENT PARTS GUIDE

X710 With 48 Inch Deck

	MOWER BLADES UC22009 (STANDARD) M127673 (MULCHING)
	MULCH BLADE KIT BM20007
	FLAT MOWER BELT M163989 (LGTH = 2834.1 mm, TK = 14.73 mm, WIDTH = 16 mm)



	GAGE WHEEL AM125172
	ROLLER M113955
	MOWER DECK LEVELLING GUAGE AM130907

REPLACEMENT PARTS GUIDE

X710 With 54 Inch High Capacity Deck

MOWER BLADES

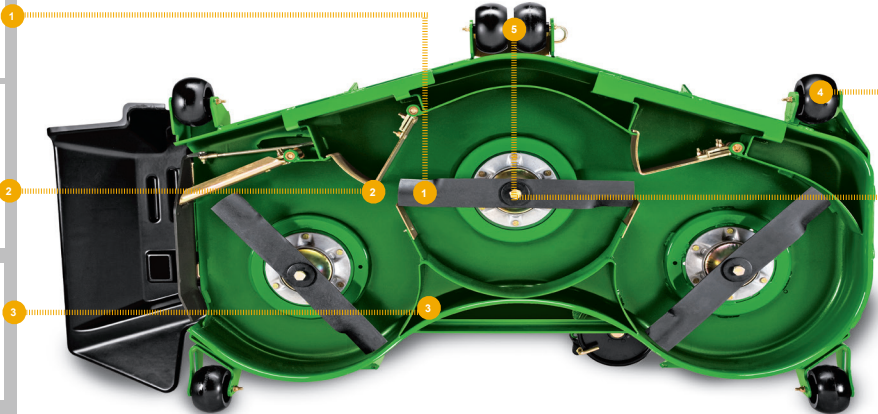
- [M164016](#) (STANDARD)
- [M135334](#) (MULCHING)

MULCH BLADE KIT

- [BM23977](#) (S/N -030000)
- [BM26300](#) (S/N 030001-)

FLAT MOWER BELT

- [M165156](#) (LGTH = 2845.3 mm, TK = 16.5 mm, WIDTH = 16 mm)



GAGE WHEEL

- [UC28193](#) (S/N -050000)
- [AM148120](#) (S/N 050001-)

ROLLER

- [M113955](#)

MOWER DECK LEVELLING GUAGE

- [AM130907](#)

REPLACEMENT PARTS GUIDE

X710 With 60 Inch High Capacity Deck

MOWER BLADES

[M163983](#) (STANDARD)

[TCU15881](#) (HIGH LIFT)

[M168223](#) (MULCH BLADE)

MULCH BLADE KIT

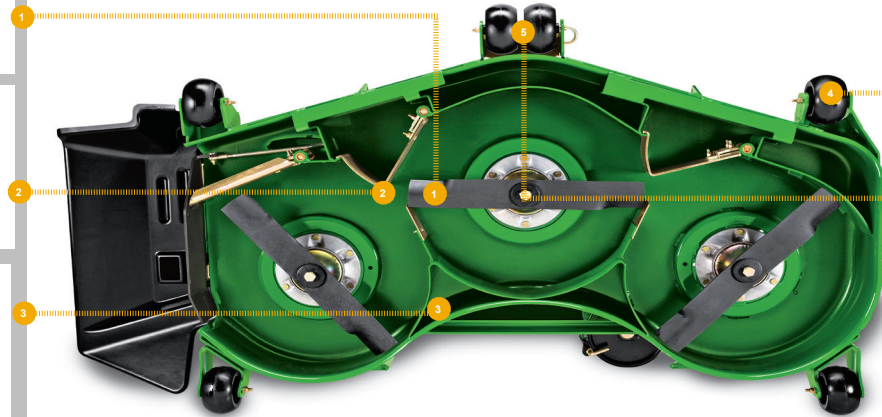
[BM23978](#) (S/N -030000)

[BM25258](#) (S/N 030001-)

FLAT MOWER BELT

[M163993](#) (S/N -070000) LGTH = 3110 mm, TK = 16.3 mm, WIDTH = 16 mm

[M178695](#) (S/N 070001-) LGTH = 3112 mm, TK = 14.7 mm, WIDTH = 16 mm



GAGE WHEEL

[UC28193](#) (S/N -050000)

[AM148120](#) (S/N 050001-)

ROLLER

[M113955](#)

MOWER DECK LEVELLING GUAGE

[AM130907](#)